



12 STEPS TO INVENTORY RECOVERY


from Life Cycle Engineering

1




CONSOLIDATE & ORGANIZE INVENTORY

2




ELIMINATE OBSOLETE MATERIAL

3



IDENTIFY CRITICAL SPARES

4




CLEAN UP YOUR DATA

5



PRIORITIZE THE INVENTORY

6




ESTABLISH A CYCLE COUNTING PROGRAM

7



IDENTIFY & EVALUATE EXCESS INVENTORY

8



DEVELOP AN INVENTORY PROFILE

9



SET TURNOVER & INVESTMENT GOALS

10



DEVELOP EFFECTIVE ACTION PLANS

11



ESTABLISH A FOLLOW-UP MECHANISM

12



EVALUATE THE BENEFITS